



MODEL C™

Spring Roller Type Screen

SPECIFICATION DATA

DA-LITE SCREEN COMPANY, INC.
 3100 North Detroit Street
 Post Office Box 137
 Warsaw, Indiana 46581-0137
 Phone: 574-267-8101
 800-622-3737
 Fax: 574-267-7804
 www.da-lite.com
 e-mail: info@da-lite.com

SUGGESTED SPECIFICATIONS: _____ projection screen(s), _____ (H) x _____ (W), wall or ceiling mounting type. To have Glass Beaded, Matte White, High Contrast Matte White, Video Spectra® 1.5, Silver Matte or High Power surface with black masking borders standard on flame retardant and mildew resistant fabric, mounted on a ball bearing rigid steel spring roller (1-3/4" diameter for widths 70" or less, 3" diameter for widths 84" and over). Fabric to be permanently attached to roller by metal clips on fabric edge being forced into groove in roller. There shall be a clip every 3" along the fabric edge and double clips shall be used on the ends. To have painted white 21-gauge steel case with flat back design finished with enamel. To have steel end caps concealing roller ends with steel inner plates to support roller and provide added case strength. End caps shall form sturdy brackets for wall or ceiling installations. Bottom of screen shall be formed into pocket holding tubular metal slat. An extruded aluminum saddle with plated steel pull shall be attached to the slat by four screws on each end. The ends of the slat shall be protected by heavy duty plastic caps. Bumper stops shall be built into case to prevent slat wedging inside case.

Matte White: Horizontal seam required when both dimensions exceed 10'.

Glass Beaded: Horizontal seam required when both dimensions exceed 8'.

Video Spectra® 1.5, High Contrast Matte White and Silver Matte: Available in sizes where both dimensions do not exceed 8'.

High Power: Available in sizes up to 9' x 12'. Horizontal seam required when both dimensions exceed 6'.

VIDEO FORMAT DIMENSIONS

Viewing Area Sizes		Nominal Diagonal		A - Overall Case Length		B - Between Hanger Eyes		Approx. Ship. Wt.	
H x W	Cm	In.	Cm	In.	Cm	In.	Cm	Lbs.	Kg
50" x 67"	127 x 170	84"	213	73-1/8"	186	71-5/8"	182	36	16.3
60" x 80"	152 x 203	100"	254	87-5/16"	222	85-13/16"	218	42	19.1
69" x 92"	175 x 234	120"	305	99-5/16"	252	97-13/16"	248	50	22.7
87" x 116"	221 x 295	150"	381	123-5/16"	313	121-13/16"	309	58	26.3
105" x 140"	267 x 356	180"	457	147-5/16"	374	145-13/16"	368	69	31.3
120" x 160"	305 x 406	200"	508	167-5/16"	425	165-13/16"	421	74	33.6

HDTV FORMAT DIMENSIONS

Viewing Area Sizes		Nominal Diagonal		A - Overall Case Length		B - Between Hanger Eyes		Approx. Ship. Wt.	
H x W	Cm	In.	Cm	In.	Cm	In.	Cm	Lbs.	Kg
45" x 80"	114 x 203	92"	234	87-5/16"	222	85-13/16"	218	42	19.1
52" x 92"	132 x 234	106"	269	99-5/16"	252	97-13/16"	248	49	22.2
54" x 96"	137 x 244	110"	279	103-5/16"	262	101-13/16"	258	51	23.1
58" x 104"	147 x 264	119"	302	111-5/16"	283	109-13/16"	279	55	25.0
65" x 116"	165 x 295	133"	338	123-5/16"	313	121-13/16"	309	62	28.1
78" x 139"	198 x 353	159"	404	147-5/16"	374	145-13/16"	370	69	31.3

DIMENSIONS

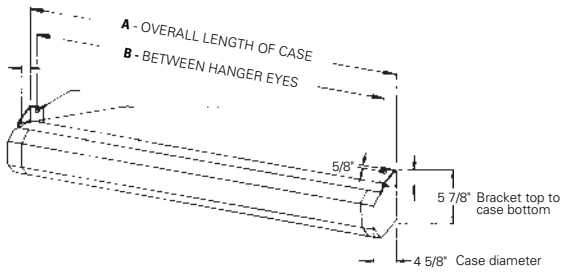
Sizes		A - Overall Case Length		B - Between Hanger Eyes		Approx. Ship. Wt.	
H x W	Cm	In.	Cm	In.	Cm	Lbs.	Kg
50" x 50"	127 x 127	53-1/8"	135	51-5/8"	131	29	13.2
60" x 60"	152 x 152	63-1/8"	161	61-5/8"	157	34	15.4
70" x 70"	178 x 178	73-1/8"	186	71-5/8"	182	38	17.2
84" x 84"	213 x 213	87-5/16"	222	85-13/16"	218	44	20.0
6' x 8'	183 x 244	99-5/16"	252	97-13/16"	248	48	21.8
8' x 8'	244 x 244	99-5/16"	252	97-13/16"	248	50	22.7
7' x 9'	213 x 274	111-5/16"	283	109-13/16"	279	56	25.4
9' x 9'	274 x 274	111-5/16"	283	109-13/16"	279	58	26.3
8' x 10'	244 x 305	123-5/16"	313	121-13/16"	309	63	28.6
10' x 10'	305 x 305	123-5/16"	313	121-13/16"	309	65	29.5
9' x 12'	274 x 366	147-5/16"	374	145-13/16"	370	71	32.2
12' x 12'	366 x 366	147-5/16"	374	145-13/16"	370	79	35.8

Overall case length dimensions ± 1/4".

Detail dimensional drawings and installation instructions available upon request.

Specifications subject to change without notice.

Letterbox formats and custom sizes available upon request.



Project: _____

Architect: _____

Phone: _____

Contractor: _____

Phone: _____

Supervisor: _____

Phone: _____

Date: _____

Revised: _____

WHEN ORDERING, MARK APPROPRIATE SELECTIONS:

Select size from charts on the other side.

Select viewing surface:

- Matte White
- Glass Beaded
- High Power
- Video Spectra® 1.5
- Silver Matte
- High Contrast Matte White

Options:

- No. 6 Wall Bracket - extends 6" non-adjustable extension brackets.
- No. 11 Wall Bracket - 10" or 14" non-adjustable extension brackets.
- Pull Rod
- No borders (Black masking borders standard)
- CSR (Controlled Screen Return)
- Floor Model Available.
- Floor Stand.
- Carpeted Floor Model Available (black or gray).

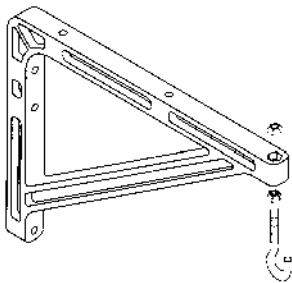
MODEL C™

SUGGESTED METHODS OF INSTALLATION

OPTIONAL ACCESSORIES: to provide chalkboard clearance: Furnish 6" heavy guage extension wall brackets to mount screens. To provide for keystone elimination; Furnish 14" heavy guage extension wall brackets.

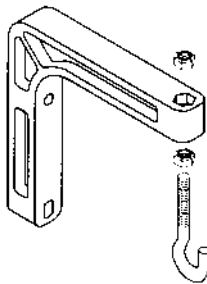
NOTE: Brackets also are used for mounting screen across a corner.

EXTENSION WALL BRACKETS



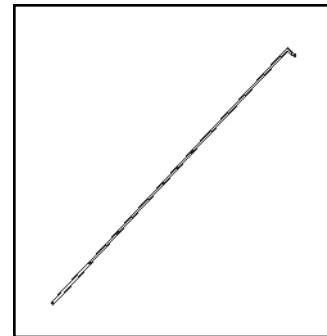
NO. 11 WALL BRACKET

Non-adjustable. Permits screen to extend 10" or 14" from wall.



NO. 6 WALL BRACKET

Non-adjustable. Permits screen to extend 6" from wall.



PULL ROD

Zinc plated rod with black plastic handle grip allows easy access to screen when mounted out of reach. Also can be used as a pointer.