



*At the heart of the image*

DIGITAL CAMERA  
**COOLPIX**  
**P3**  
**P4**

**8.1 Megapixels**

**3.5x Zoom**

**Vibration Reduction**

**2.5-inch LCD**



## Where exceptional quality meets exciting potential

The COOLPIX P3 and P4 deliver increased imaging ability in an attractive compact body. Featuring exclusive innovations that extend imaging potential, they let you take your photography further.

**COOLPIX  
P4**




**COOLPIX  
P3**



- 8.1 Megapixels
- 3.5x Zoom
- 2.5-inch LCD
- Vibration Reduction
- Nikon wireless image transfer

Note: Wireless support (IEEE 802.11b/g) available with COOLPIX P3 only.



### The Nikon VR advantage

Originally developed for Nikon SLRs, the Vibration Reduction system helps you overcome camera shake and unsteady situations. Automatically detecting and compensating for small movements that would otherwise cause images to blur, it enables a shooting experience akin to shooting at shutter speeds three stops faster, while also supporting faster framing on the LCD.

### Camera shake can cost you the shot, but VR Normal delivers rock-steady results

Normal mode



### 3.5x optical zoom VR lens

A powerful Zoom-Nikkor lens with a 36-126mm\* range gives you great compositional freedom. Zoom out to capture expansive landscapes, zoom in for tight portraits, and enjoy macro shooting that lets you compose as close as 4cm from your subject – all backed up by stabilizing VR assurance.

\* 35mm equivalent.

VR Normal mode can stop camera shake from compromising your shot. Automatically compensating for small hand movements, it lets you shoot without blurring in lower light, keeps subjects clear when panning, and also lets you take advantage of slower shutter speeds.



### Even when you're on the move, VR Active keeps pictures clear

Active mode



### VR for movies

The advantages of Vibration Reduction even extend to the capture of movies, with lens shift VR that adds stability when you're shooting action.

It's not always possible to find a steady place to shoot from. But with VR Active mode, such situations don't have to be a problem. Providing even greater compensation for even shakier conditions, it lets you achieve clear, sharp images even if you're shooting from a moving vehicle.





## BUILT-IN Wi-Fi



### Wireless transfer – as easy as 1, 2, 3

Install the supplied Wi-Fi Setup Utility software in your computer first, and then...



1

2

3

1 Compose and shoot as normal.

2 Select a transfer type on the WIRELESS TRANSFER menu.





3 Send the image straight to your computer via built-in Wi-Fi.

## Wires and cables can hold you down, but built-in Wi-Fi sets you free



Built-in Wi-Fi adds exciting freedom and versatility to the COOLPIX P3 – letting you send images straight from the camera to your computer in an instant, and enabling images to be sent direct to PictBridge-compatible printers.


Note: Wi-Fi functions require installation of provided wireless software in a compatible computer. Wireless printing requires optional Wireless Printer Adapter PD-10.



Computer



Printer



Wireless Printer Adapter PD-10 (Optional)

### PictureProject

Now featuring special Wi-Fi functions, Nikon's exclusive PictureProject software (included) brings increased possibilities and new convenience. Complete with a user-friendly interface, it offers simple image editing and supports easy image organization and sharing, while compatibility with various plug-ins lets you add further fun and capabilities.

## VISIBLY SUPERIOR SHOOTING



### Swift response is essential, but quality of this kind is outstanding

8.1 megapixels of image resolution gives you outstanding images that stay stunning even after significant enlargement or cropping. When taking portraits, for example, it's enough to show beautiful skin texture and pick out the myriad colors of the human eye.



### 11 wide-area AF


Fast, effective 11 wide-area AF ensures clearer results in more diverse compositions. Letting you concentrate on composition while the camera provides automatically optimized focus, the COOLPIX P3 and P4 also achieve sharper results in low light.

### Aperture-priority Auto mode


Take control over depth of focus, with Aperture-priority Auto mode. Choose a larger aperture for an attractive background blur or extend sharpness into the distance with a smaller aperture, while the camera selects the best shutter speed for optimal exposure.

## Extra innovations add quality and convenience

### D-Lighting



Without D-Lighting




With D-Lighting

Improve underexposed images or shots taken with too much backlight. Nikon's unique D-Lighting function automatically creates a copy with added light and detail wherever necessary and well-exposed areas left precisely as they are.



### Face-priority AF\*




Take satisfyingly sharp portraits, no matter where your subject is in the shot.


Face-priority AF\* automatically finds, then focuses on people's faces, enabling you to achieve crisp, clear results time after time.

\* Face recognition capability may be limited in some shooting situations.

### In-Camera Red-Eye Fix



Avoid the annoying red-eye effect sometimes caused by flash. In-Camera Red-Eye Fix automatically detects red eyes in the picture, then cleverly compensates for them in-camera.



### User-friendly operation



Camera operation is made easy with on-screen menus and icons. Not only do the displays feature a color scheme that's easy on the eyes, but you can also choose functions by name or icon according to your preference.

### Histogram function



Surprisingly simple to understand, the Histogram function helps you take better-quality pictures. By indicating shadow levels on the left and highlight levels on the right, it helps you to avoid under- and overexposure before you even press the shutter.


### Advanced Scene modes



NORMAL



EFFECT 1



EFFECT 2

Advanced Scene modes deliver pictures more appealing to your own personal tastes. Giving you a choice of three effects that vary brightness, color intensity, sharpness, noise reduction and more, they let you capture a single scene with a range of entirely different moods.

### Swift continuous shooting

The COOLPIX P3 and P4 offer swift continuous shooting at up to 1.8 frames per second. Ideal for shooting moving subjects, they let you capture all the action with high-level clarity.

### Direct printing

The COOLPIX P3 and P4 do away with the need to use a computer when printing – letting you establish a direct connection with a PictBridge-compatible printer to control page setup and printing straight from the camera.



### Further exciting advantages

- Easy-to-view 2.5-inch LCD
- Movie shooting at up to 30fps
- Handy Date Search function
- Approx. 23MB of internal memory
- Best Shot Selector function
- Convenient USB connectivity
- All-in-one: EN-EL5 battery and charger included



# Nikon Digital Camera COOLPIX P3/P4 Specifications

<b>Type:</b>	Compact digital camera
<b>Effective pixels:</b>	8.1 million
<b>CCD:</b>	1/1.8-inch type (8.3 million total pixels)
<b>Image modes:</b>	8M (3264), 5M (2592), 3M (2048), PC (1024), TV (640), 3:2 (3264)
<b>Lens:</b>	3.5x Zoom-Nikkor; 7.5-26.3mm (35mm [135] format equivalent to approx. 36-126mm); f/2.7-5.3; 7 elements in 6 groups; Digital zoom: up to 4x
<b>Focus range (approx.):</b>	30cm (1 ft.) to infinity ( $\infty$ ), 4cm (1.6 in.) to infinity ( $\infty$ ) in Macro mode
<b>LCD monitor:</b>	2.5-inch type, 150,000-dot TFT LCD monitor with brightness adjustment
<b>Storage media:</b>	Internal memory (approx. 23MB), SD memory card
<b>Shooting modes:</b>	Auto, Programmed Auto, Aperture-priority Auto mode, 9 Advanced Scene modes (Portrait [Face AF], Portrait, Night Portrait, Landscape, Night Landscape, Sunset, Dusk/Dawn, Fireworks Show, Close Up), 7 Scene modes (Party/Indoor, Panorama Assist, Beach/Snow, Back Light, Museum, Copy, Sports), BSS (Best Shot Selector), Date Imprint, Self-timer (3, 10 sec.)
<b>Movie:</b>	With sound: TV movie (640) at 30fps, Small size (320) at 30fps, Smaller size (160) at 30fps; Without sound: Time-lapse movie at 30fps, lens shift VR (Vibration Reduction) Normal available
<b>Vibration Reduction (VR):</b>	Lens shift VR (Normal/Active/Off)
<b>Capture modes:</b>	1) Single, 2) Continuous (approx. 1.8fps), 3) Multi-shot 16 (approx. 1.7fps, only available at image size 8M), 4) Ultra HS (approx. 30fps up to 100 shots), 5) 5 shot buffer (approx. 1.8fps), 6) Interval timer shooting
<b>Number of frames (w/ internal memory):</b>	8M: FINE approx. 6, NORMAL approx. 12, BASIC approx. 23
<b>Built-in flash:</b>	Range: Approx. 0.4-4.0m/1 ft. 4 in. - 13 ft. 1 in. (W), approx. 0.4-2.0m/1 ft. 4 in. - 6 ft. 7 in. (T); Flash modes: Auto, Auto with Red-eye Reduction (In-Camera Red-Eye Fix), Flash Cancel, Anytime Flash and Slow sync.
<b>Interface:</b>	<b>P3:</b> IEEE 802.11b/g, USB, Audio Video output <b>P4:</b> USB, Audio Video output
<b>Wireless capability:</b>	<b>P3:</b> IEEE 802.11b/g, wireless range up to 30m (depending on environment)
<b>Supported languages:</b>	Total of 20 languages: German/English/Spanish/French/Italian/Dutch/Russian/Swedish/Japanese/Simplified Chinese/Traditional Chinese/Korean/Thai/Portuguese/Polish/Indonesian/Finnish/Danish/Norwegian/Czech selectable in menu display
<b>Power requirements:</b>	Rechargeable Li-ion Battery EN-EL5 (supplied), AC Adapter EH-62A (optional)
<b>Battery life (approx.):</b>	200 shots, with EN-EL5 (based on CIPA standard)
<b>Dimensions (WxHxD):</b>	Approx. 92 x 61 x 31mm (3.6 x 2.4 x 1.2 in.) excluding projections
<b>Weight (approx.):</b>	170g (5.6 oz.) without battery and SD memory card
<b>Supplied accessories*:</b>	Rechargeable Li-ion Battery EN-EL5, Battery Charger MH-61, USB Cable UC-E6, Audio Video Cable EG-CP14, Strap, PictureProject CD-ROM
<b>Optional accessories:</b>	AC Adapter EH-62A, Rechargeable Li-ion Battery EN-EL5, Wireless Printer Adapter PD-10 ( <b>P3</b> only)

\* Supplied accessories may differ by country or area.

## PictureProject System Requirements

<b>OS</b>	<b>Macintosh:</b> Mac® OS X version 10.1.5 or later (version 10.2.8 or later required for Burn Disc option) / <b>Windows:</b> Windows® XP Home Edition/Professional, Windows® 2000 Professional, Windows® Me, Windows® 98SE pre-installed models
<b>RAM</b>	<b>Macintosh:</b> 64MB or more recommended/ <b>Windows:</b> 64MB or more recommended (128MB with Pictmotion option)
<b>Hard disk</b>	60MB required for installation
<b>Display</b>	800 x 600 or more with 16-bit color (full color recommended)
<b>Others</b>	CD-ROM drive required for installation Only built-in USB ports are supported

Microsoft® and Windows® are either registered trademarks or trademarks of Microsoft Corporation in the United States and/or other countries. Macintosh® and QuickTime® are either registered trademarks or trademarks of Apple Computer Inc. in the United States and/or other countries. The FotoNation logo is a trademark. The SD logo is a trademark. PictBridge is a trademark. D-Lighting technology is provided by Apical Limited. Face-priority AF technology is provided by Identix®. Pictmotion contains patented technologies provided by muvee Technologies Pte. Ltd. Products and brand names are trademarks or registered trademarks of their respective companies. Images on LCDs and monitors shown in this brochure are simulated.

Specifications and equipment are subject to change without any notice or obligation on the part of the manufacturer. February 2006 ©2006 NIKON CORPORATION



**WARNING**

TO ENSURE CORRECT USAGE, READ MANUALS CAREFULLY BEFORE USING YOUR EQUIPMENT. SOME DOCUMENTATION IS SUPPLIED ON CD-ROM ONLY.



**NIKON CORPORATION**

Fuji Bldg., 2-3, Marunouchi 3-chome, Chiyoda-ku  
Tokyo 100-8331, Japan

<http://nikonimaging.com/>

En